

EXPORT CATALOGUE

EFFECTIVE FROM MARCH 2026

WHEEL BALANCERS

AND ORIGINAL ACCESSORIES



SICE
AUTOMOTIVE EQUIPMENT

REL. MARCH 2026

COLOR TABLE AND GENERAL TERMS AND CONDITIONS

STANDARD COLORS:

	RAL 1007	Yellow	/40	A » /40
	RAL 3002	Red	/16	B » /16
	RAL 9006	Light Grey	/36	D » /36

NON-STANDARD COLORS REQUIRING A PRICE SURCHARGE:

	RAL 3000	Red	/12	
	RAL 7015	Grey	/52	
	RAL 7011	Grey	/33	
	RAL 7012	Grey	/65	
	RAL 7040	Grey	/39	
	RAL 7030	Grey	/69	
	RAL 5011	Blue	/A4 o /22 (orange peel)	
	RAL 1003	Yellow	/45	
	RAL 7042	Grey	/38	
	RAL 9005	Black	/90 (orange peel)	
	RAL 7016	Dark Grey	/34 (orange peel)	
	RAL 5015	Blue	/25	C » /25

Non-standard colors require following gross price surcharge:

The surcharge does not apply to orders of minimum 5 units of the same model.

Color customization refers to the main carpentry parts that identify the product's color, it does not include any plastic parts.

NEXION SPA reserves the right to change the specifications of its products at any time without prior notice. The company declines all responsibility in the event of claims deriving from the use of non-original accessories or spare parts with consequent forfeiture of the EC declaration of conformity.

SUMMARY

WHEEL BALANCERS FOR MOBILE SERVICE	4
S 606 E	4
S 606 E WORKBENCH - HAND SPIN	5
S 606 E SLIDE - MOTORIZED SPIN	6
CAR WHEEL BALANCERS	7
S 62 E	7
S 62 E C TOP	8
S 63E C - S 63E	9
S 64E	10
S 64E C	11
S 65E C - S 65E	12
S 65E C - S 65E TOUCHSCREEN	13
S 73E C - S 73E	14
S 75X C - S 75X TOUCHSCREEN	15
S 76E C TOUCHSCREEN	16
S 78X C TOUCHSCREEN	17
ACCESSORIES FOR CAR AND MOTORCYCLE WHEEL BALANCERS	18
TRUCK WHEEL BALANCER FOR MOBILE SERVICE	42
S 750 TRUCK	42
ACCESSORIES FOR TRUCK WHEEL BALANCERS FOR MOBILE SERVICE	43
TRUCK WHEEL BALANCERS	44
S 783	44
S 793	45
S 795 TOUCHSCREEN	46
ACCESSORIES FOR TRUCK WHEEL BALANCERS	47

WHEEL BALANCERS FOR MOBILE SERVICE

S 606 E



STANDARD ACCESSORIES



Code	Electric Supply	Description
0-21460600/40	100-230V/1Ph/50-60Hz	S 606 E Hand Spin Portable wheel balancer for car tyres, compact in dimensions and weight; specially designed for the mobile service and for workshops having a reduced working space. Manual spin version. QP Quick Program 28" automatic wheel sizes detection. Lever operated brake. Lateral foot not included.
0-21460601/40	200-230V/1Ph/50-60Hz	S 606 E Motorized Spin Portable wheel balancer for car tyres, compact in dimensions and weight; specially designed for the mobile service and for workshops having a reduced working space. Lever-actuated motorized spin version. QP Quick Program 28" automatic wheel sizes detection. Lever operated brake. Lateral foot not included.

WHEEL BALANCERS FOR MOBILE SERVICE

S 606 E WORKBENCH - HAND SPIN



STANDARD ACCESSORIES



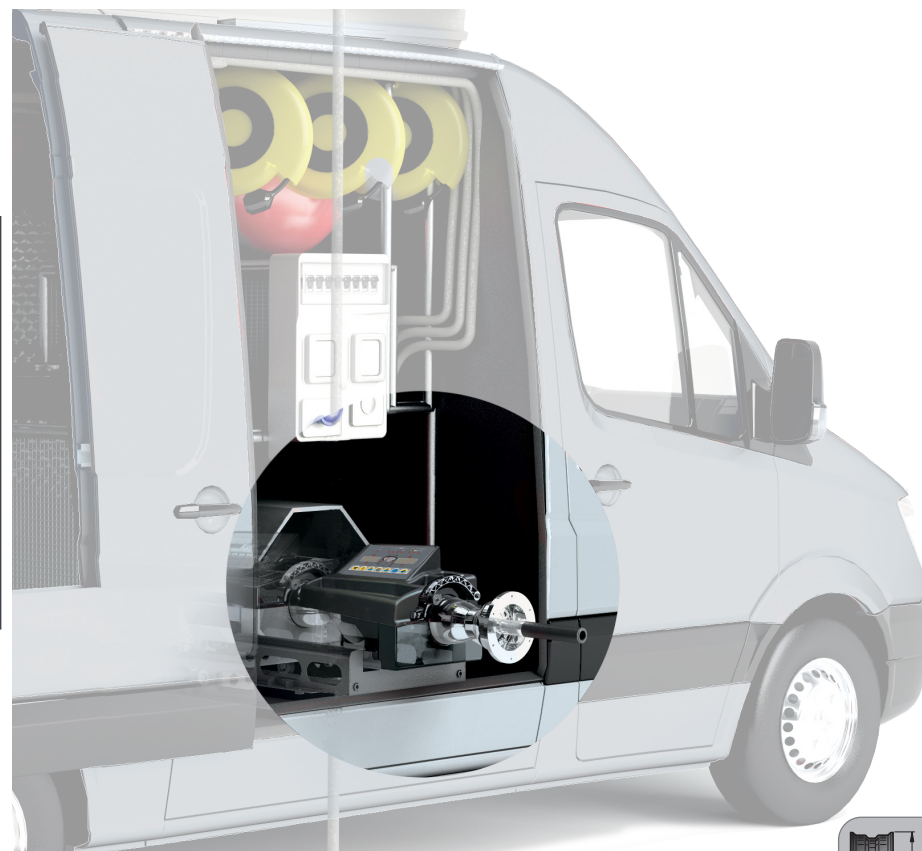
Code	Electric Supply	Description
0-21460602/40	100-230V/1Ph/50-60Hz	S 606 E WORKBENCH Hand Spin Extremely compact wheel balancer. it can be fixed to a workbench. For hobbyists, small workshops or for mobile service. QP 28" automatic wheel size detection. Lever operated brake. Manual spin version.

WHEEL BALANCERS FOR MOBILE SERVICE

S 606 E SLIDE - MOTORIZED SPIN



STANDARD ACCESSORIES



Code	Electric Supply	Description
0-21460603/40	200-230V/1Ph/50-60Hz	S606 E SLIDE Motorized Spin. Compact and lightweight wheel balancer, special version for mobile service, it can be extracted from the side door and allows to work comfortably outside the van. QP 28" automatic wheel size detection. Lever operated brake.Lever-actuated motorised spin version.

CAR WHEEL BALANCERS

S 62 E



STANDARD ACCESSORIES

cod. 8-21100221



cod. 802227308



Ø 42÷118,5 mm



x3



TOP Version



Code	Electric Supply	Description	
0-21406200/40	200-230V/1Ph/50Hz	S 62E Basic LED display wheel balancer, manual data acquisition, wheel guard included.	
0-21406202/40	200-230V/1Ph/50Hz	S 62E Basic LED display wheel balancer, manual data acquisition, without wheel guard, No CE	
0-21406204/40	200-230V/1Ph/50Hz	S 62E Plus LED display wheel balancer, automatic data acquisition, wheel guard included	
0-21406208/40	200-230V/1Ph/50Hz	S 62E Top LED display wheel balancer, automatic data acquisition, electrical brake & RPA, wheel guard included.	

CAR WHEEL BALANCERS

S 62 E C TOP



STANDARD ACCESSORIES



Code	Electric Supply	Description	
0-21406209/40	200-230V/1Ph/50-60Hz	S62E-C TOP LCD display wheel balancer with automatic data input and automatic brake at the end of the spin, automatic wheel clamping, AWC Auto Width Calculation, automatic brake at the end of the measurement and RPA system (lateral foot not included)	

CAR WHEEL BALANCERS

S 63E C - S 63E



STANDARD ACCESSORIES



STANDARD ACCESSORIES



Code	Electric Supply	Description
0-21406300/40	200-230V/1Ph/50-60Hz	S63 E Professional wheel balancer for cars, lightweight transport vehicles and motor vehicles; double display control panel; Laser, spotlight, speed and ease of use; automatic data acquisition, electrical brake, laser & LED, wheel guard
0-21406301/40	200-230V/1Ph/50-60Hz	S63E C as above but with new automatic wheel clamping system.

CAR WHEEL BALANCERS

S 64E




STANDARD ACCESSORIES

cod. 8-21100221



cod. 802227308



Ø 42÷118,5 mm



x3

Monitor not Included



Code	Electric Supply	Description
0-21406400/40	200-230V/1Ph/50-60Hz	<p>S 64E Wheel balancer compact and essential with professional performances; Automatic wheel distance and diameter acquisition with QP, quick program, for the automatic identification of the best balancing program; AWC (Auto Width Calculation): automatic calculation of the width even if the ES-7 external sensor is not present. The wheel balancer calculates the width by reducing the operational time; Automatic braking at end of measurement; Rpa system - research of the weight automation position and automatic clamping brake; Quick optimise, Hidden weight and Split weight programmes for motorcycles; 4 cones (42÷118,5mm); Monitor and PL50 not included</p>


CAR WHEEL BALANCERS

S 64E C



STANDARD ACCESSORIES

Monitor not Included




Code	Electric Supply	Description
0-21406402/40	200-230V/1Ph/50-60Hz	S64E-C Monitor wheel balancer with automatic data input and automatic brake at the end of the spin, automatic wheel clamping, AWC Auto Width Calculation, automatic brake at the end of the measurement and RPA system (monitor and lateral foot not included)

CAR WHEEL BALANCERS

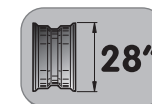

S 65E C - S 65E



STANDARD ACCESSORIES



STANDARD ACCESSORIES



Code	Electric Supply	Description
0-21406502/40	200-230V/1Ph/50-60Hz	S 65E C Monitor wheel balancer with automatic wheel clamping, automatic data acquisition, wheel guard, WR weight reduction program (monitor NOT included).
0-21406500/40	200-230V/1Ph/50-60Hz	S 65E Monitor wheel balancer with manual wheel clamping, automatic data acquisition, wheel guard, WR weight reduction program (monitor NOT included)

CAR WHEEL BALANCERS

S 65E C - S 65E TOUCHSCREEN



STANDARD ACCESSORIES



STANDARD ACCESSORIES




Code	Electric Supply	Description
0-21406504/40	200-230V/1ph/50-60 Hz	S65E-C TOUCHSCREEN Monitor wheel balancer with automatic wheel clamping, autoselect automatic data acquisition, automatic brake at the end of the measurement, LASER, LED and RPA with wheel guard. ES-7 width sonar NOT included.
0-21406503/40	200-230V/1ph/50-60 Hz	S65E TOUCHSCREEN as above but with manual wheel clamping

CAR WHEEL BALANCERS

S 73E C - S 73E



STANDARD ACCESSORIES



STANDARD ACCESSORIES



Code	Electric Supply	Description	
0-21407356/40	100-230V/1Ph/50-60Hz	S73E C Laser Led display balancer, autoselect automatic data acquisition, automatic wheel clamping, automatic brake at the end of the spin, "Zero Space" wheel guard, Laser indicator (Sonar NOT included)	
0-21407357/40	100-230V/1Ph/50-60Hz	S73 E LASER as above but with manual wheel clamping	

CAR WHEEL BALANCERS

S 75X C - S 75X TOUCHSCREEN



STANDARD ACCESSORIES



STANDARD ACCESSORIES



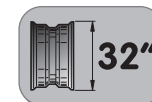
Code	Electric Supply	Description
0-21407592/40	100-230V/1Ph/50-60Hz	S 75X C TOUCH Fast and efficient wheel balancer, equipped with a 22" touchscreen and quick program pro 28" system with automatic selection of balancing programs. Includes zero-space wheel guard, laserdot pinpoint laser pointer, led illuminator, rpa, weight reduction evo, smart tyre set. Wenext ready. Es-7 width sonar and runout diagnostic kit not included. With Automatic Clamping.
0-21407593/40	100-230V/1Ph/50-60Hz	S 75X TOUCH Fast and efficient wheel balancer, equipped with a 22" touchscreen and quick program pro 28" system with automatic selection of balancing programs. Includes zero-space wheel guard, laserdot pinpoint laser pointer, led illuminator, rpa, weight reduction evo, smart tyre set. Wenext ready. Es-7 width sonar and runout diagnostic kit not included. With Manual Clamping.

CAR WHEEL BALANCERS

S 76E C TOUCHSCREEN



STANDARD ACCESSORIES



Code	Electric Supply	Description
0-21407600/40	100-230V/1Ph/50-60Hz	S 76E C TOUCH Automatic wheel balancer equipped with a 22" touchscreen, space-saving wheel guard, automatic clamping system, and contactless dimension measurement using combined LASER-SONAR technology. Features a pinpoint laser indicator for adhesive weight application, diagnostic functions for radial and lateral run-out, and advanced programs such as Smart Tyre Set and Weight Reduction Evo.
0-21407601/34	100-230V/1Ph/50-60Hz	S76E C TOUCH BMW approved wheel balancer, RAL 7016 color (BMW code 89 5 02966), equipped with a 22" touchscreen, space-saving wheel guard, automatic clamping system, and contactless dimension measurement via combined LASER-SONAR technology. Includes pinpoint laser indicator for adhesive weight application, diagnostic functions for radial and lateral run-out, and advanced programs such as Smart Tyre Set and Weight Reduction Evo. Included accessories 8-21100250, 8-21100145, 8-21100228, 4-120461, 4-150428.

CAR WHEEL BALANCERS

S 78X C TOUCHSCREEN



STANDARD ACCESSORIES


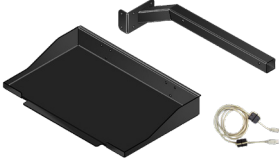




Code	Electric Supply	Description
0-21407881/40	100-230V/1Ph/50-60Hz	S78X C TOUCH Diagnostic wheel balancer with 22" touchscreen, space-saving wheel guard, automatic clamping system, and non-contact laser measurement using two laser triangulation sensors. Laser pointer for adhesive weight application, advanced diagnostics (radial and lateral run-out, tread wear, and drift), and the «Smart Tyre Set» and «Weight Reduction Evo» programs.

ACCESSORIES FOR CAR AND MOTORCYCLE WHEEL BALANCERS

Image	Description	Code		S 606 E	S 606 E WB	S 606 E SLIDE	S 62E Basic	S 62E Plus	S 62E Top	S 62E C Top	S 63E	S 63E C	S 64E	S 64E C	S 65E	S 65E C	S 65E Touch	S 65E C Touch	S 73 E	S 73E C	S 75X C Touch	S 75X Touch	S 76E C Touch	S 78X C Touch			
MONITOR AND PRINTER																											
	LCD 22" wide screen.	8-21100234		-	-	-	-	-	-	-	-	-	-	-	-	-	-	-	-	-	-	-	-	-			
	LCD 19" wide screen monitor.	8-21100235		-	-	-	-	-	-	-	-	-	O	O	O	O	-	-	-	-	-	-	-	-			
	Cleaning kit for monitor.	8-21120006		-	-	-	-	-	-	-	-	-	O	O	O	O	O	O	-	-	O	O	O	O			






ACCESSORIES FOR CAR AND MOTORCYCLE WHEEL BALANCERS

Image	Description	Code		S 606 E	S 606 E WB	S 606 E SLIDE	S 62E Basic	S 62E Plus	S 62E Top	S 62E C Top	S 63E	S 63E C	S 64E	S 64E C	S 65E	S 65E C	S 65E Touch	S 65E C Touch	S 73 E	S 73E C	S 75X C Touch	S 75X Touch	S 76E C Touch	S 78X C Touch		
MONITOR AND PRINTER																										
	USB <i>inkjet printer</i> .	8-21120005		-	-	-	-	-	-	-	-	-	-	-	-	-	-	-	-	-	O	O	O	O		
	<i>Printer support kit.</i>	8-21200002/90		-	-	-	-	-	-	-	-	-	-	-	-	-	-	-	-	-	O	O	O	O		
CENTERING ADAPTORS																										
	GHIP Pneumatic fixing bush Ø 40 mm to lock wheels quickly and safely through air gun (AGP).	8-21100095		O	O	O	O	O	O	-	O	-	O	-	O	-	O	-	O	-	O	-	-	-		
	HPC High Precision Collets centering kit (8 two-faced slightly tapered bushings)	8-21100244		O	O	O	O	O	O	O	O	O	O	O	O	O	O	O	O	O	O	O	O	O		







ACCESSORIES FOR CAR AND MOTORCYCLE WHEEL BALANCERS

Image	Description	Code	S 606 E	S 606 EWB	S 606 E SLIDE	S 62E Basic	S 62E Plus	S 62E Top	S 62E C Top	S 63E	S 63E C	S 64E	S 64E C	S 65E	S 65E C	S 65E Touch	S 66E C Touch	S 73E	S 73E C	S 75X Touch	S 75X C Touch	S 76E C Touch	S 78X C Touch
	GBP40 EVO KIT – professional quick nut kit ø40x3mm	8-21100289	●	●	●	●	●	●	-	●	-	●	-	●	-	●	-	●	-	●	-	-	-
	PCF1 Wheel protector for centering alloy rims	4-115868																					
	CF1 Wheel clamping cap	4-115863																					
	CD1 Spacer cap	4-115864																					
	GBP EVO Quick nut	5-101561																					
	GBP1 Clamp "R"	4-104798																					
	GBP2 Clamp "L"	4-104799																					
	GBP3 Lever	4-104796																					
	CCK3 EVO KIT centering cone kit ø40mm 42÷103,5mm	8-21100280	●	●	●	●	●	●	●	●	●	●	●	●	●	●	●	●	●	●	●	●	●
	CP1 Small cone Ø42÷68 mm	5-107970																					
	CP2 Medium cone Ø60÷87 mm	5-107968																					
	CP3 Large cone Ø83÷103 mm	5-107969																					
	MFS Standard Threaded Shaft Ø40x3mm-181,5 mm long	8-21100283	○	○	○	○	○	○	-	○	-	○	-	○	-	○	-	○	-	○	-	-	-
	MFL XL threaded shaft ø40x3mm - 220mm long	8-21100193	○	○	○	○	○	○	-	○	-	○	-	○	-	○	-	○	-	○	-	-	-
	MBP40 EVO KIT locking sleeve kit for electric or pneum. wheel locking system	8-21100285	-	-	-	-	-	-	●	-	●	-	●	-	●	-	●	-	●	-	●	●	●
	PCF1 Wheel protector for centering alloy rims	4-115868																					
	CF1 Wheel clamping cap	4-115863																					
	CD1 Spacer cap	4-115864																					
	QLS Quick Locking Sleeve	5-107394																					

ACCESSORIES FOR CAR AND MOTORCYCLE WHEEL BALANCERS

Image	Description	Code																						
			S 606 E	S 606 E WB	S 606 E SLIDE	S 62E Basic	S 62E Plus	S 62E Top	S 62E C Top	S 63E	S 63E C	S 64E	S 64E C	S 65E	S 65E C	S 65E Touch	S 65E C Touch	S 73E	S 73E C	S 75X Touch	S 75X C Touch	S 76E C Touch	S 78X C Touch	
	Trolley for HPC kit.	8-21100243/90	O	O	O	O	O	O	O	O	O	O	O	O	O	O	O	O	O	O	O	O	O	O
	VGBP Hand wheel for wheel fastener ring.	802260682	O	O	O	O	O	O	-	O	-	O	-	O	-	O	-	O	-	O	-	-	-	-
	Kit with 2 revolving knob	8-21100291	O	O	O	O	O	O	-	O	-	O	-	O	-	O	-	O	-	O	-	-	-	-
	Support panel for HPC High Precision Collets centering kit	8-21100253/64	-	-	-	-	-	-	-	-	-	-	-	-	-	-	-	O	O	O	O	O	O	O
	Side support panel : accessory holder support panel for centering kits and HPC kits	8-21100258/64	-	-	-	O	O	O	O	O	O	O	O	O	O	O	O	O	-	-	-	-	-	-




ACCESSORIES FOR CAR AND MOTORCYCLE WHEEL BALANCERS

ACCESSORIES FOR CAR AND MOTORCYCLE WHEEL BALANCERS				S 606 E	S 606 E WB	S 606 E SLIDE	S 62E Basic	S 62E Plus	S 62E Top	S 62E C Top	S 63E	S 63E C	S 64E	S 64E C	S 65E	S 65E C	S 65E Touch	S 65E C Touch	S 73E	S 73E C	S 75X Touch	S 75X C Touch	S 76E C Touch	S 78X C Touch
Image	Description	Code																						
	ARF Accessory for off-road wheels Ø 100 ÷118,5 mm, Ø 100 ÷129,5 mm	8-21100080		○	○	○	●	●	●	●	●	●	●	●	●	●	●	●	●	●	●	●	●	●
	CGF - Off-road wheel cone (vans)	4-103186																						
	PCF1 - Wheel protector for centring alloy rims	4-115868																						
	CF1 - Wheel clamping cap	4-115863																						
	Centering cone capacity from Ø95 to Ø137 mm.	8-21100096		○	○	○	○	○	○	○	○	○	○	○	○	○	○	○	○	○	○	○	○	○
	DX-CBF Pair of centering cone for van wheels (117-173 mm) with aluminium spacer Ø 40 mm.	8-21100141		○	○	○	○	○	○	○	○	○	○	○	○	○	○	○	○	○	○	○	○	○
	DX1- Spacer	4-107426																						
	CF1- Cone for van ø 117÷147 mm	4-107423																						
	CF2 - Cone for van ø 143÷173 mm	4-107424																						
	DX1-CF161 Professional centring kits for Mercedes Benz Sprinter and Volkswagen Crafter commercial vehicles with 161mm ø central hole.	8-21120004		○	○	○	○	○	○	○	○	○	○	○	○	○	○	○	○	○	○	○	○	○
	DR2 Spacer for locking racing wheels to be used with MFL threaded hub Ø40.	8-21100089		○	○	○	○	○	○	○	○	○	○	○	○	○	○	○	○	○	○	○	○	○
	DARS - Distanziale/Spacer 30 mm	4-105171																						
	BMW-MINI KIT Ø66.5, Ø56.5, Ø72.5, Ø74mm	8-21100228		○	○	○	○	○	○	○	○	○	○	○	○	○	○	○	○	○	○	○	○	○
	B6 Ø66.5mm	4-105103																						
	B11 Ø56.5 - Ø72.5 - Ø74 mm	4-105108																						

ACCESSORIES FOR CAR AND MOTORCYCLE WHEEL BALANCERS

Image	Description	Code																								
			S 606 E	S 606 E WB	S 606 E SLIDE	S 62E Basic	S 62E Plus	S 62E Top	S 62E C Top	S 63E	S 63E C	S 64E	S 64E C	S 65E	S 65E C	S 65E Touch	S 65E C Touch	S 73 E	S 73E C	S 75X Touch	S 75X C Touch	S 76E C Touch	S 78X C Touch			
	BMW KIT - SPECIAL KIIT Ø 81,5MM (BMW 28 502 923)	8-21100304	<input type="checkbox"/>	<input type="checkbox"/>	<input type="checkbox"/>	<input type="checkbox"/>	<input type="checkbox"/>	<input type="checkbox"/>	<input type="checkbox"/>	<input type="checkbox"/>	<input type="checkbox"/>	<input type="checkbox"/>	<input type="checkbox"/>	<input type="checkbox"/>	<input type="checkbox"/>	<input type="checkbox"/>	<input type="checkbox"/>	<input type="checkbox"/>	<input type="checkbox"/>	<input type="checkbox"/>	<input type="checkbox"/>	<input type="checkbox"/>	<input type="checkbox"/>	<input type="checkbox"/>		
	BMW CENTRAL LOCK KIT (BMW 28 502 962)	8-21100305	<input type="checkbox"/>	<input type="checkbox"/>	<input type="checkbox"/>	<input type="checkbox"/>	<input type="checkbox"/>	<input type="checkbox"/>	<input type="checkbox"/>	<input type="checkbox"/>	<input type="checkbox"/>	<input type="checkbox"/>	<input type="checkbox"/>	<input type="checkbox"/>	<input type="checkbox"/>	<input type="checkbox"/>	<input type="checkbox"/>	<input type="checkbox"/>	<input type="checkbox"/>	<input type="checkbox"/>	<input type="checkbox"/>	<input type="checkbox"/>	<input type="checkbox"/>	<input type="checkbox"/>		
	B21 Ø 70mm	4-150579																								
	B22 BMW PRESSURE	5-129225																								
	SBC Set of six centring bushes Ø 40.	8-21100082	<input type="checkbox"/>	<input type="checkbox"/>	<input type="checkbox"/>	<input type="checkbox"/>	<input type="checkbox"/>	<input type="checkbox"/>	<input type="checkbox"/>	<input type="checkbox"/>	<input type="checkbox"/>	<input type="checkbox"/>	<input type="checkbox"/>	<input type="checkbox"/>	<input type="checkbox"/>	<input type="checkbox"/>	<input type="checkbox"/>	<input type="checkbox"/>	<input type="checkbox"/>	<input type="checkbox"/>	<input type="checkbox"/>	<input type="checkbox"/>	<input type="checkbox"/>	<input type="checkbox"/>		
	B1 AUDI, BMW, Chrysler, Opel, Rover, Seat, VW, Daewoo, Galaxy (Ford), Lotus, British-Leyland, Smart (Mercedes), Skoda	4-105075																								
	B2 Citroën, Hyundai, Lancia, Maserati, Mazda, Mercedes, Mitsubishi, Nissan, Opel, Peugeot, Saab, Volvo.	4-105076																								
	B3 BMW, Jaguar, Aston Martin.	4-105077																								
	B4 Ford, Honda, Rover	4-105078																								
	B5 Autobianchi, Alfa Romeo, Citroën, Fiat, Lada, Lancia, Jalbot, Biturbo (Maserati), Mazda, Nissan, Peugeot, Porsche, Renault, 2600-3500 serie (Rover), Seat =>90, Skoda, Toyota.	4-105079																								
	B7 Citroën, Daihatsu, Honda, Kia, Mazda, Mitsubishi, Peugeot, Rover, Subaru, Toyota, Agila (Opel), Suzuki, Hyunday.	4-105080																								

ACCESSORIES FOR CAR AND MOTORCYCLE WHEEL BALANCERS

ACCESSORIES FOR CAR AND MOTORCYCLE WHEEL BALANCERS			S 606 E	S 606 E WB	S 606 E SLIDE	S 62E Basic	S 62E Plus	S 62E Top	S 62E C Top	S 69E	S 63E C	S 64E	S 64E C	S 65E	S 65E C	S 65E Touch	S 65E C Touch	S 73 E	S 73E C	S 75X Touch	S 75X C Touch	S 76E C Touch	S 78X C Touch	
Image	Description	Code																						
 B17 B16	MERCEDES KIT ø 57/60/66,1/66,42/66,50/67/84 mm	8-21400022	○	○	○	○	○	○	○	○	○	○	○	○	○	○	○	○	○	○	○	○	○	○
	B16 ø 57 / 66,1 / 66,42 / 66,50 / 67 mm	4-138168																						
	B17 ø 60 / 84 mm	4-138169																						
 B18 B19 B20	PORSCHE KIT	8-21101404	○	○	○	○	○	○	○	○	○	○	○	○	○	○	○	○	○	○	○	○	○	○
	B18 ø 71,6/84/66,5mm	4-150348																						
	B19 PORSCHE 918	4-150350																						
	B20 PORSCHE PRESSURE	5-129095																						
	C 210 + OR Wheel fixing plastic disc + O-ring Ø 210 mm	802459564	○	○	○	○	○	○	○	○	○	○	○	○	○	○	○	○	○	○	○	○	○	○
	OR elastic rubber ring Ø 210 mm.	462817																						

ACCESSORIES FOR CARS WHEEL BALANCERS

FLANGES FOR CLAMPING WHEELS WITH CENTRAL HOLE

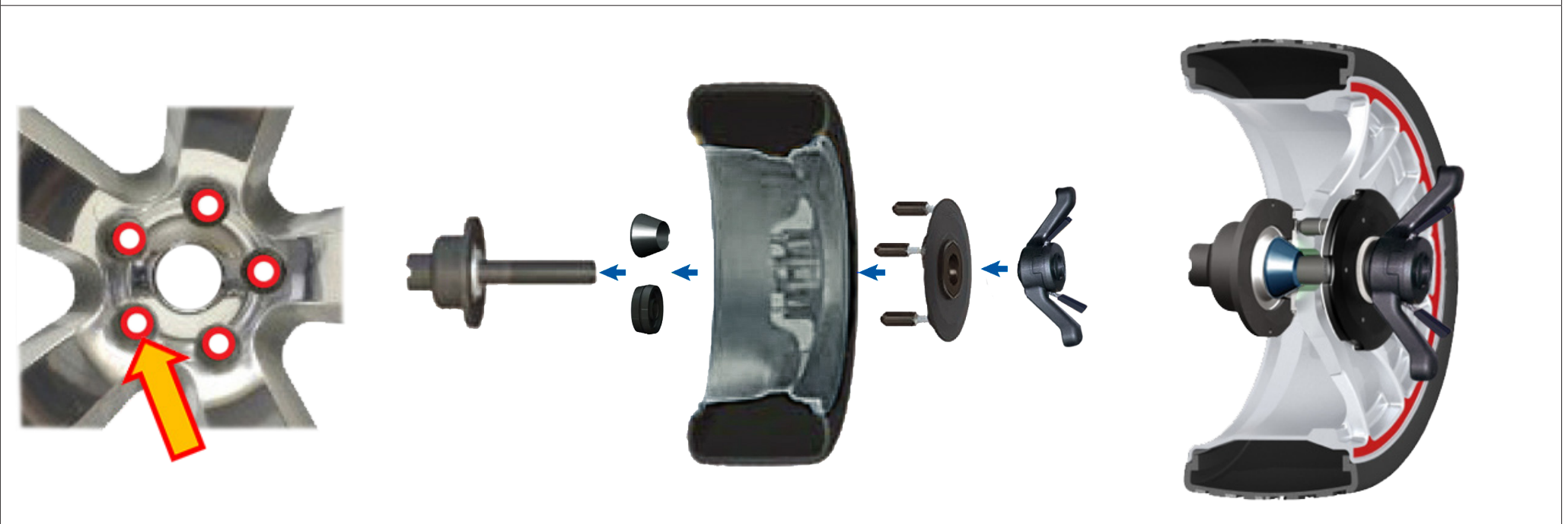
To tighten the wheels evenly, directly into the mounting holes of the rim, distributing the clamping pressure around the central hole as the bolts holding the wheel on the vehicle, are available the front pin flanges FPF PREMIUM.

This flanges are used in place of the outer clamping cap and should always be matched with centering cone or centering bushing assuring a virtually error-free centering. The FPF PREMIUM flanges are universal, intuitive and easy to use.

The PCD adjusting is quick and can be used for all types of car, van and SUV rims with central hole both current and past.

High quality results for each balancing without sacrificing valuable time.

















EXAMPLE OF USE



ACCESSORIES FOR CAR AND MOTORCYCLE WHEEL BALANCERS

Image	Description	Code	S 606 E	S 606 E WB	S 606 E SLIDE	S 62E Basic	S 62E Plus	S 62E Top	S 62E C Top	S 63E	S 63E C	S 64E	S 64E C	S 65E	S 65E C	S 65E Touch	S 65E C Touch	S 73 E	S 73E C	S 75E	S 75E C	S 75E Touch	S 75E C Touch	S 75X Touch	S 75X C Touch	S 76E C Touch	S 78X C Touch
-------	-------------	------	---------	------------	---------------	-------------	------------	-----------	-------------	-------	---------	-------	---------	-------	---------	-------------	---------------	--------	---------	-------	---------	-------------	---------------	-------------	---------------	---------------	---------------


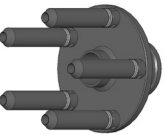


FLANGES AND ACCESSORIES

 <p>per cerchi a 5 fori. Range bloccaggio 95,25 - 180 mm</p> <ul style="list-style-type: none">  Ø 28  Ø 22,5  Ø 22,5  Ø 19 	<p>PFM FASTPLATE 5 for 5-hole rims. Clamping range : 95,25 ÷ 180 mm</p> <p>3-05125 PLANETARY GEAR ASSEMBLY 3-05126 TORQUE TIP B Ø28 L:25MM 3-05127 TORQUE TIP C Ø22,5 L:40MM 3-05128 TORQUE TIP C Ø22,5 L:65MM 3-05129 TORQUE TIP E Ø19 L:40MM</p>	<p>8-21100294</p>	O	O	O	O	O	O	O	O	O	O	O	O	O	O	O	O	O	O	O	O	O	O	O	O	O	
 <p>per cerchi a 3-4-6-8 fori. Range bloccaggio 95,25 - 180 mm</p> <ul style="list-style-type: none">  Ø 28  Ø 22,5  Ø 22,5  Ø 19 	<p>PFM FASTPLATE 3-4-6-8 for 3-4-6-8-hole rims. Clamping range : 95,25 ÷ 180 mm</p> <p>3-05125 PLANETARY GEAR ASSEMBLY 3-05126 TORQUE TIP B Ø28 L:25MM 3-05127 TORQUE TIP C Ø22,5 L:40MM 3-05128 TORQUE TIP C Ø22,5 L:65MM 3-05129 TORQUE TIP E Ø19 L:40MM</p>	<p>8-21100295</p>	O	O	O	O	O	O	O	O	O	O	O	O	O	O	O	O	O	O	O	O	O	O	O	O	O	O
 <p>8-21100296 PFM FASTPLATE KIT per cerchi a 3-4-5-6-8 fori. Range bloccaggio 95,25 - 180 mm</p> <ul style="list-style-type: none">  Ø 28  Ø 22,5  Ø 22,5  Ø 19 	<p>PFM FASTPLATE KIT for 3-4-5-6-8-hole rims. (it includes P/N 8-21100294 and P/N 8-21100295) Clamping range : 95,25 ÷ 180 mm</p> <p>3-05125 PLANETARY GEAR ASSEMBLY 3-05126 TORQUE TIP B Ø28 L:25MM 3-05127 TORQUE TIP C Ø22,5 L:40MM 3-05128 TORQUE TIP C Ø22,5 L:65MM 3-05129 TORQUE TIP E Ø19 L:40MM</p>	<p>8-21100296</p>	O	O	O	O	O	O	O	O	O	O	O	O	O	O	O	O	O	O	O	O	O	O	O	O	O	O
	<p>PFM-C SLEEVE HANDLE Sleeve for wheel balancers with automatic clamping. To be screwed directly to the FASTPLATE to work more comfortably and quickly</p>	<p>8-21100297</p>	-	-	-	-	-	O	-	O	-	O	-	O	-	O	-	O	-	O	-	O	-	O	O	O	O	






ACCESSORIES FOR CAR AND MOTORCYCLE WHEEL BALANCERS

Image	Description	Code	S 606 E	S 606 E WB	S 606 E SLIDE	S 62E Basic	S 62E Plus	S 62E Top	S 62E C Top	S 63E	S 63E C	S 64E	S 64E C	S 65E	S 65E C	S 65E Touch	S 65E C Touch	S 73 E	S 73E C	S 75E	S 75E C	S 75E Touch	S 75E C Touch	S 75X Touch	S 75X C Touch	S 76E C Touch	S 78X C Touch
-------	-------------	------	---------	------------	---------------	-------------	------------	-----------	-------------	-------	---------	-------	---------	-------	---------	-------------	---------------	--------	---------	-------	---------	-------------	---------------	-------------	---------------	---------------	---------------

FLANGES AND ACCESSORIES

	FPF-2 BMW flange kit for wheels with central hole - ø4x100/5x120/5x112 mm.	8-21100145																										
	FPF3 BMW SPECIAL FLANGE PLATE ø 5X132mm (BMW 28 502 909)	8-21100303																										
	FPF Basic Kit flange universali per ruote con foro centrale Ø 40 mm.	8-21100152																										
	PET - Petalo Basic	4-108097																										
	HLT2 - Tappo ø 22,5 L.58mm	4-109127																										
	FRU-SA D.40 Universal flange for wheels with or without central hole.	8-21100091																										
	FT1 Connecting rod with pin	2401415																										
	DEB Conical/spheric nut for wheel fixing	321878																										
	CHT6 T Hexagonal key CH 6	4-105877																										
	RFS Caliper	441286																										
	CEP Hexagonal key CH 22	426517																										
CHI 6 Hexagonal key CH 6	600906																											

ACCESSORIES FOR CAR AND MOTORCYCLE WHEEL BALANCERS

Image	Description	Code																										
			S 606 E	S 606 E WB	S 606 E SLIDE	S 62E Basic	S 62E Plus	S 62E Top	S 62E C Top	S 63E	S 63EC	S 64E	S 64E C	S 65E	S 65E C	S 65E Touch	S 65E C Touch	S 73 E	S 73EC	S 75E	S 75E C	S 75E Touch	S 75E C Touch	S 75X Touch	S 75X C Touch	S 76E C Touch	S 78X C Touch	
 <p>BF1</p> <p>BF2</p> <p>BF3</p> <p>BF4</p> <p>BF5</p>	BCF - Set of centring bushes for FRU Ø 40	8-21100092	O	O	O	O	O	O	O	O	O	O	O	O	O	O	O	O	O	O	O	O	O	O	O	O	O	
	BF1 - Bushing ø 55 Peugeot	4-105110																										
	BF2 - Bushing ø 58,1 Fiat Ritmo e Citroën CX/ Evasion, Peugeot 806	4-105174																										
	BF3 - Bushing ø 60,1 Renault	4-105175																										
	BF4 - Bushing ø 65 Peugeot, Citroën	4-105176																										
	BF5 - Bushing ø 57 BMW,VW, AUDI, SEAT	4-106570																										
	KDCL Conical nuts set for alloy rims (to be used with FRU).	2202194	O	O	O	O	O	O	O	O	O	O	O	O	O	O	O	O	O	O	O	O	O	O	O	O	O	
	KDMS Spherical nuts set for alloy rims (to be used with FRU) 1set=5 pcs	2202195	O	O	O	O	O	O	O	O	O	O	O	O	O	O	O	O	O	O	O	O	O	O	O	O	O	
	KRD Spacer washers set to be used with FRU (for Mini Morris and De Tomaso rims) 1set=5 pcs.	2202196	O	O	O	O	O	O	O	O	O	O	O	O	O	O	O	O	O	O	O	O	O	O	O	O	O	
	BCO Set of 5 conical washers for FRU-SA when working with holes with diam. larger than 21mm	802321387	O	O	O	O	O	O	O	O	O	O	O	O	O	O	O	O	O	O	O	O	O	O	O	O	O	

ACCESSORIES FOR CARS WHEEL BALANCERS


CENTERING AND CLAMPING ACCESSORIES FOR MOTORCYCLE WHEELS

In the range of accessories for off-the-vehicle wheel balancers is now available the new BIKES UNIVERSAL KIT with various additional sets for centering and dynamic balancing of motorcycle wheels.
Easy to install and quickly to use. Ideal for small scooter wheels up to 21 inches large off-road type; without forgetting the wide chopper type and those monolever without bearings.
Balancing results excellent!
Universal for all wheel balancers in range both manual and automatic clamping.


EXAMPLE OF USE




Shaft with centering cones.



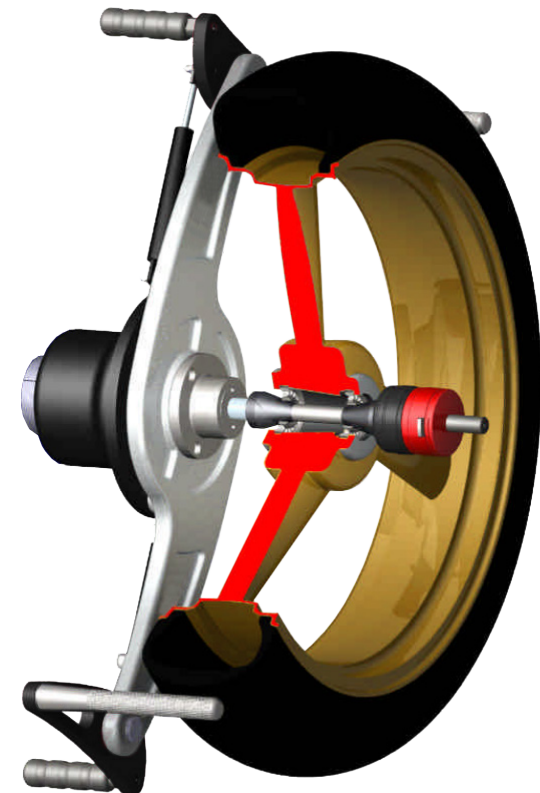
Shaft with centering sleeves.



Motorcycle shaft with same diameter as the floating bearing.



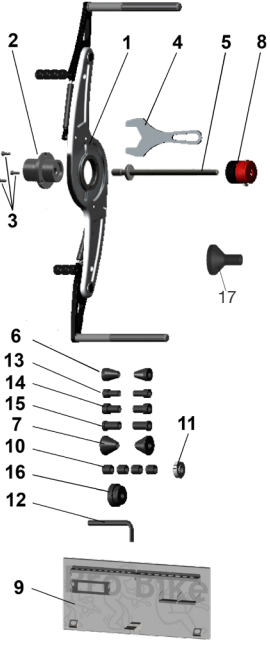

Shaft with special centering kit.





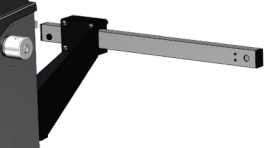

ACCESSORIES FOR CAR AND MOTORCYCLE WHEEL BALANCERS

Image	Description	Code	S 606 E	S 606 E WB	S 606 E SLIDE	S 62E Basic	S 62E Plus	S 62E Top	S 62E C Top	S 63E	S 63E C	S 64E	S 64E C	S 65E	S 65E C	S 65E Touch	S 65E C Touch	S 73 E	S 73E C	S 75E	S 75E C	S 75E Touch	S 75E C Touch	S 75X Touch	S 75X C Touch	S 76E C Touch	S 78X C Touch
-------	-------------	------	---------	------------	---------------	-------------	------------	-----------	-------------	-------	---------	-------	---------	-------	---------	-------------	---------------	--------	---------	-------	---------	-------------	---------------	-------------	---------------	---------------	---------------

MOTORCYCLE ACCESSORIES

	<p>BIKE UNIVERSAL KIT Basic device for balancing motorcycles and scooters wheels. *Motorcycle ext. gauge not included Wheel holder shaft 14 mm.</p> <table border="1"> <tr><td>1</td><td>DRAGGING GROUP</td><td>3-03408</td></tr> <tr><td>2</td><td>CYLINDRICAL CHUCK</td><td>3-03409</td></tr> <tr><td>3</td><td>Hexagon socket screw M 6x14</td><td>3-03410</td></tr> <tr><td>4</td><td>Single head wrench SW50</td><td>3-03411</td></tr> <tr><td>5</td><td>Wheel holder shaft Ø 14 mm</td><td>3-03412</td></tr> <tr><td>6</td><td>Centering cone 15÷30 mm</td><td>3-03413</td></tr> <tr><td>7</td><td>Centering cone 16÷45 mm (Scooter)</td><td>3-03414</td></tr> <tr><td>8</td><td>Quick Fix for shaft Ø 14 mm</td><td>3-03415</td></tr> <tr><td>9</td><td>Wall board</td><td>3-03416</td></tr> <tr><td>10</td><td>Short spacer</td><td>3-03417</td></tr> <tr><td>11</td><td>M 14 Knurled nut</td><td>3-03418</td></tr> <tr><td>12</td><td>Hexagon socket head key SW4</td><td>3-03419</td></tr> <tr><td>13</td><td>Centering sleeve Ø 15 mm</td><td>3-03420</td></tr> <tr><td>14</td><td>Centering sleeve Ø 17 mm</td><td>3-03421</td></tr> <tr><td>15</td><td>Centering sleeve Ø 20 mm</td><td>3-03422</td></tr> <tr><td>16</td><td>PIAGGIO Centering sleeve</td><td>3-03423</td></tr> <tr><td>17</td><td>BMW/HONDA Pressure piece</td><td>3-03407</td></tr> </table>	1	DRAGGING GROUP	3-03408	2	CYLINDRICAL CHUCK	3-03409	3	Hexagon socket screw M 6x14	3-03410	4	Single head wrench SW50	3-03411	5	Wheel holder shaft Ø 14 mm	3-03412	6	Centering cone 15÷30 mm	3-03413	7	Centering cone 16÷45 mm (Scooter)	3-03414	8	Quick Fix for shaft Ø 14 mm	3-03415	9	Wall board	3-03416	10	Short spacer	3-03417	11	M 14 Knurled nut	3-03418	12	Hexagon socket head key SW4	3-03419	13	Centering sleeve Ø 15 mm	3-03420	14	Centering sleeve Ø 17 mm	3-03421	15	Centering sleeve Ø 20 mm	3-03422	16	PIAGGIO Centering sleeve	3-03423	17	BMW/HONDA Pressure piece	3-03407	<p>8-21120012</p>																													
1	DRAGGING GROUP	3-03408																																																																																
2	CYLINDRICAL CHUCK	3-03409																																																																																
3	Hexagon socket screw M 6x14	3-03410																																																																																
4	Single head wrench SW50	3-03411																																																																																
5	Wheel holder shaft Ø 14 mm	3-03412																																																																																
6	Centering cone 15÷30 mm	3-03413																																																																																
7	Centering cone 16÷45 mm (Scooter)	3-03414																																																																																
8	Quick Fix for shaft Ø 14 mm	3-03415																																																																																
9	Wall board	3-03416																																																																																
10	Short spacer	3-03417																																																																																
11	M 14 Knurled nut	3-03418																																																																																
12	Hexagon socket head key SW4	3-03419																																																																																
13	Centering sleeve Ø 15 mm	3-03420																																																																																
14	Centering sleeve Ø 17 mm	3-03421																																																																																
15	Centering sleeve Ø 20 mm	3-03422																																																																																
16	PIAGGIO Centering sleeve	3-03423																																																																																
17	BMW/HONDA Pressure piece	3-03407																																																																																
	<p>PRA 3 Extension for measuring motorcycle wheel distance (for S68 too).</p>	<p>8-21100116</p>		-	-	-	○	○	○	○	○	○	○	○	○	○	○	○	○	○	○	○	○	○	○	○	○	-	-																																																					





ACCESSORIES FOR CAR AND MOTORCYCLE WHEEL BALANCERS

Image	Description	Code	S 606 E	S 606 E WB	S 606 E SLIDE	S 62E Basic	S 62E Plus	S 62E Top	S 62E C Top	S 63E	S 63E C	S 64E	S 64E C	S 65E	S 65E C	S 65E Touch	S 65E C Touch	S 73 E	S 73E C	S 75E	S 75E C	S 75E Touch	S 75E C Touch	S 75X Touch	S 75X C Touch	S 76E C Touch	S 78X C Touch		
MISCELLANEOUS																													
 LAN CONNECTION KIT	LAN CONNECTION KIT Interconnection kit of the wheel balancer to the company management system network; it allow to view, archive and print remotely the different measurement and diagnostic reports of the diagnostic wheel balancer.	8-21100255	-	-	-	-	-	-	-	-	-	0	0	0	0	0	0	-	-	0	0	0	0	0	0	0	0	0	
	LASER X kit: New accessory available to integrate a laser blade in the SmartArm of the measuring detectors, which is useful for guiding the user in the precise choice of the rim's inner surfaces with utmost High Precision Collet (HPC) Dispenser Weight Kit visibility and without errors. Dedicated Plug&Play system .	8-21120022	0	0	0	0	0	0	0	0	0	0	0	0	0	0	0	-	-	-	-	-	-	-	-	-	-	-	
	RRS-2 RUN-OUT Kit for measuring wheel eccentricity. In touchscreen models, in addition to graphical data visualization, the BESTFIT function is also included.	8-21100277	-	-	-	-	-	-	-	-	-	0	0	0	0	0	0	-	-	-	-	-	-	-	-	-	-	-	
	Upgrade kit LASER X for S73 and S75 C Laser, not E version (this kit is already fitted on the S73 and S75 C E Laser series, it allows the upgrade of the S73 and S75 C Laser models not E version, manufactured until end of 2017)	8-21120023	-	-	-	-	-	-	-	-	-	-	-	-	-	-	-	●	●	●	●	●	●	●	●	-	-		




ACCESSORIES FOR CAR AND MOTORCYCLE WHEEL BALANCERS

Image	Description	Code	S 606 E	S 606 E WB	S 606 E SLIDE	S 62E Basic	S 62E Plus	S 62E Top	S 62E C Top	S 63E	S 63E C	S 64E	S 64E C	S 65E	S 65E C	S 65E Touch	S 65E C Touch	S 73 E	S 73E C	S 75E	S 75E C	S 75E Touch	S 75E C Touch	S 75X Touch	S 75X C Touch	S 76E C Touch	S 78X C Touch
-------	-------------	------	---------	------------	---------------	-------------	------------	-----------	-------------	-------	---------	-------	---------	-------	---------	-------------	---------------	--------	---------	-------	---------	-------------	---------------	-------------	---------------	---------------	---------------



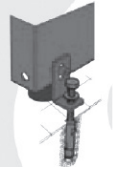

MISCELLANEOUS

	RRS Sonar RUN-OUT Kit for measuring wheel eccentricity. In touchscreen models, in addition to graphical data visualization, the BESTFIT function is also included.	8-21100250	-	-	-	-	-	-	-	-	-	-	-	-	-	-	-	-	-	0	0	0	0	0	0	0	0	-
	ES-6 Wheel width measerment with support.	8-21100074	-	-	-	-	0	-	-	-	-	-	-	-	-	-	-	-	-	-	-	-	-	-	-	-	-	-
	ES-7 Wheel width measerment with sonar Compatible with wheel balancer models produced from July 2024	8-21100293/90	-	-	-	-	-	0	0	0	0	0	0	0	0	0	0	0	0	0	0	0	0	0	0	0	●	-
	ASF Kit - Adjustable Stability Foot, optimizes the stability of the wheel balancer in case of accidental contact by the operator	8-21100299	0	0	0	0	0	0	0	0	0	0	0	0	0	0	0	0	0	0	0	0	0	0	0	0	0	0





ACCESSORIES FOR CAR AND MOTORCYCLE WHEEL BALANCERS

Image	Description	Code		S 606 E	S 606 E WB	S 606 E SLIDE	S 62E Basic	S 62E Plus	S 62E Top	S 62E C Top	S 63E	S 63E C	S 64E	S 64E C	S 65E	S 65E C	S 65E Touch	S 65E C Touch	S 73 E	S 73E C	S 75E	S 75E C	S 75E Touch	S 75E C Touch	S 75X Touch	S 75X C Touch	S 76E C Touch	S 78X C Touch			
MISCELLANEOUS																															
	LK LASER & Led Illuminator Kit.	8-21100238		-	-	-	O	O	O	O	●	●	O	O	●	●	●	●	-	-	-	-	-	-	-	-	-	-			
	PL - Side foot for installation without anchoring to floor	8-21101100/90		O	-	-	-	-	-	-	-	-	-	-	-	-	-	-	-	-	-	-	-	-	-	-	-	-			
	Trolley Kit for an easier handling.	8-21101200		O	-	-	-	-	-	-	-	-	-	-	-	-	-	-	-	-	-	-	-	-	-	-	-	-			








ACCESSORIES FOR CAR AND MOTORCYCLE WHEEL BALANCERS

Image	Description	Code	S 606 E	S 606 E WB	S 606 E SLIDE	S 62E Basic	S 62E Plus	S 62E Top	S 62E C Top	S 63E	S 63E C	S 64E	S 64E C	S 65E	S 65E C	S 65E Touch	S 65E C Touch	S 73 E	S 73E C	S 75E	S 75E C	S 75E Touch	S 75E C Touch	S 75X Touch	S 75X C Touch	S 76E C Touch	S 78X C Touch		
MISCELLANEOUS																													
	AL12 - 12v power supply kit (only for S 606 E Hand Spin version)	8-21101000	O	O	-	-	-	-	-	-	-	-	-	-	-	-	-	-	-	-	-	-	-	-	-	-	-	-	
	VC - Voltage Converter 220V to 110V Voltage converter to electrically connect a 110V wheel balancer to a 220V mains voltage. Only for markets that have dual 220V and 110V mains power supplies and for wheel balancers manufactured in 110V.	8-21100292/90	-	-	-	O	O	O	O	O	O	O	O	O	O	O	O	-	-	-	-	-	-	-	-	-	-	-	
	KFTU Kit - anchoring kit to floor (included)	8-21101010	O	-	-	-	-	-	-	-	-	-	-	-	-	-	-	-	-	-	-	-	-	-	-	-	-	-	
	TILT kit aimed at obtaining the TILT version; Ideal to work inside the van thanks to the possibility of tilting the measuring unit to vertical position	8-21101300	O	-	-	-	-	-	-	-	-	-	-	-	-	-	-	-	-	-	-	-	-	-	-	-	-		

ACCESSORIES FOR CAR AND MOTORCYCLE WHEEL BALANCERS

Image	Description	Code																										
			S 606 E	S 606 E WB	S 606 E SLIDE	S 62E Basic	S 62E Plus	S 62E Top	S 62E C Top	S 63E	S 63E C	S 64E	S 64E C	S 65E	S 65E C	S 65E Touch	S 65E C Touch	S 73 E	S 73E C	S 75E	S 75E C	S 75E Touch	S 75E C Touch	S 75X Touch	S 75X C Touch	S 76E C Touch	S 78X C Touch	
MISCELLANEOUS																												
	PL50 - Foot for installation without anchoring to floor.	8-21100158/90	-	-	-	O	O	O	O	-	-	O	O	-	-	-	-	-	-	-	-	-	-	-	-	-	-	-
	CB Pedal brake.	8-21100191	-	-	-	O	O	-	-	-	-	-	-	-	-	-	-	-	-	-	-	-	-	-	-	-	-	
	TP Clip for assisted application of adhesive weights.	8-21100159	-			O	O	O	O	O	O	O	O	O	O	O	O	-	-	-	-	-	-	-	-	-	-	
	DISPENSER KIT: easy-to-use dispenser kit for adhesive counterweights coil.	8-21100251	-	-	-	O	O	O	O	O	O	O	O	O	O	O	O	O	O	O	O	O	O	O	O	O	O	O
	Adhesive counterweights coil: metal coil 5gr x 1200gr - 6 kg.	8-21100252	-	-	-	O	O	O	O	O	O	O	O	O	O	O	O	O	O	O	O	O	O	O	O	O	O	O

ACCESSORIES FOR CAR AND MOTORCYCLE WHEEL BALANCERS

Image	Description	Code	S 606 E	S 606 E WB	S 606 E SLIDE	S 62E Basic	S 62E Plus	S 62E Top	S 62E C Top	S 63E	S 63E C	S 64E	S 64E C	S 65E	S 65E C	S 65E Touch	S 65E C Touch	S 73 E	S 73E C	S 75E	S 75E C	S 75E Touch	S 75E C Touch	S 75X Touch	S 75X C Touch	S 76E C Touch	S 78X C Touch		
MISCELLANEOUS																													
	SLUG Sample weight for calibration.	8-21100221	●	●	●	●	●	●	●	●	●	●	●	●	●	●	●	●	●	●	●	●	●	●	●	●	●	●	
	RS232 Serial cable.	8-21100224	○	○	○	○	○	○	○	○	○	○	○	○	○	○	○	○	○	○	○	○	○	○	○	○	-	-	
	USB-RS232 Adapter to connect USB port onboard (pc and laptop of last generation to RS232 port).	8-21100226	○	○	○	○	○	○	○	○	○	○	○	○	○	○	○	○	○	○	○	○	○	○	○	-	-		
	LASER calibrator.	8-21120001	-	-	-	-	-	-	-	-	-	-	-	-	-	-	-	-	-	-	-	-	-	-	-	-	○	○	
	PB Pliers for weight fixing and removing.	802227308	●	●	●	●	●	●	●	●	●	●	●	●	●	●	●	●	●	●	●	●	●	●	●	●	●	●	
	CHE10 Hexagonal wrench 10 mm.	2-00910	●	●	●	●	●	●	-	●	-	●	-	●	-	●	-	●	-	●	-	●	-	●	-	-	-	-	
	SPT Tape-a-weight removal tool.	4-112898	○	○	○	○	○	○	○	○	○	○	○	○	○	○	○	○	○	○	○	○	○	○	○	○	○	○	

TRUCK WHEEL BALANCER FOR MOBILE SERVICE





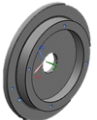
S 750 TRUCK

STANDARD ACCESSORIES



Code	Electric Supply	Description	
0-21101050/34	100-230V/1Ph/50-60Hz	S750 TRUCK Hand spin Portable wheel balancer for truck and bus tyres, compact in dimensions and weight; It can be fit on every type of chuck tyre changer for truck. Specially designed for the mobile service and for workshops having a reduced working space.	
8-21400751		Compulsory customizing S750 Truck	

ACCESSORIES FOR TRUCK WHEEL BALANCERS FOR MOBILE SERVICE

Image	Description	Code	
	<p>ART40 TRUCKS FLANGES CENTERING KIT</p>	8-21900220	
	<p>CAR MATE centering and clamping kit \varnothing 42÷ 103,5 mm</p>	8-21100278	
	<p>GGR40 Centering kit \varnothing 40 for central hole wheels 183,5÷223 mm - 17,5"-19.5"rims (IVECO-MAN- DAF)</p>	8-21100261	
	<p>Trolley kit for storage stand</p>	8-21101052	
	<p>DTMS Adapter for mounting truck centering accessories, ART 40 EVO, KCT 40 EVO, and ARV 40.</p>	8-21100267	

TRUCK WHEEL BALANCERS

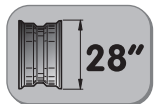

S 783



STANDARD ACCESSORIES



COD.
802227308



Code	Electric Supply	Description	
0-21407830/40	200÷230V/1Ph/50-60Hz	S783 MO - Compact Motorized Truck Balancer, Automatic Gauge 28", AWC, automatic brake at the end of the spin; Inverter Technology System; integrated wheel lift	
0-21407832/40	100÷115V/1Ph/50-60Hz	S783 MO - as above but with different voltage	
0-21407831/40	100÷230V/1Ph/50-60Hz	S783 HS - Compact handspin truck balancer, Automatic Gauge 28", AWC, manual brake, integrated wheel lift	

TRUCK WHEEL BALANCERS

S 793



STANDARD ACCESSORIES



cod.
802227308



Code	Electric Supply	Description	
0-21407930/40	200÷230V/1Ph/50-60Hz	S 793 Digital wheel balancer for heavy-duty wheels, designed to lift and balance wheels up to 52" in diameter and 300 kg in weight. Equipped with an advanced system for measuring dimensions with automatic program selection and integrated laser pointers. It ensures speed, precision, and excellent performance in any operating condition.	
0-21407931/40	100÷115V/1Ph/50-60Hz	S 793 Digital wheel balancer for heavy-duty wheels, designed to lift and balance wheels up to 52" in diameter and 300 kg in weight. Equipped with an advanced system for measuring dimensions with automatic program selection and integrated laser pointers. It ensures speed, precision, and excellent performance in any operating condition.	

TRUCK WHEEL BALANCERS

S 795 TOUCHSCREEN



STANDARD ACCESSORIES

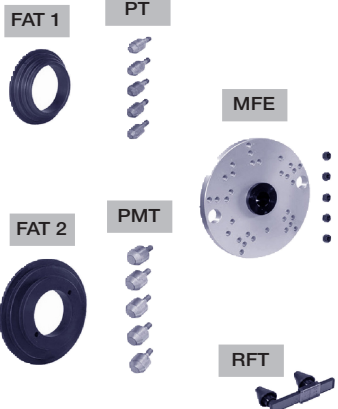




cod.
802227308








Code	Electric Supply	Description	
0-21407950/40	200÷230V/1Ph/50-60Hz	S 795 TOUCH Touchscreen wheel balancer for heavy-duty wheels, designed to lift and balance wheels up to 52" in diameter and 300 kg in weight. Equipped with an advanced system for measuring dimensions with automatic program selection and integrated laser pointers. Optional sonar sensors transform it into a complete diagnostic tool, capable of detecting and correcting geometric defects that cause vibrations.	
0-21407951/40	100÷115V/1Ph/50-60Hz	S 795 TOUCH Touchscreen wheel balancer for heavy-duty wheels, designed to lift and balance wheels up to 52" in diameter and 300 kg in weight. Equipped with an advanced system for measuring dimensions with automatic program selection and integrated laser pointers. Optional sonar sensors transform it into a complete diagnostic tool, capable of detecting and correcting geometric defects that cause vibrations.	





ACCESSORIES FOR TRUCK WHEEL BALANCERS

Image	Description	Code		S 783 HS	S 783 MC	S 798	S 795 Touch
CENTERING AND CLAMPING							
	<p>ART40 EVO - Premium Heavy-Duty adaptor Kit (10-8-6 hole) Support flange for truck rims with central hole $\varnothing 160/176/200$ mm Support flange for truck rims with central hole $\varnothing 220/280$ mm Pcd: 6x205/6x222/6x245/8x275/8x285/10x335/10x285,75/10x225</p>	8-21100269		○	○	○	○
	<p>KCT40 EVO - Heavy-Duty cone Kit Medium double sided cone, $\varnothing 159 \div 180/198 \div 204$ mm Large double sided cone, $\varnothing 220-281$ mm</p>	8-21100268		○	○	○	○
	<p>ARV40 - Premium Medium&Light commercial vehicle adaptor kit (6-hole) MERCEDES : SPRINTER VW: LT 35/40/46 FORD: TRANSIT IVECO: DAILY NISSAN: NV 400 OPEL: MOVANO 2 RENAULT: MASTER</p>	8-21100270		○	○	○	○

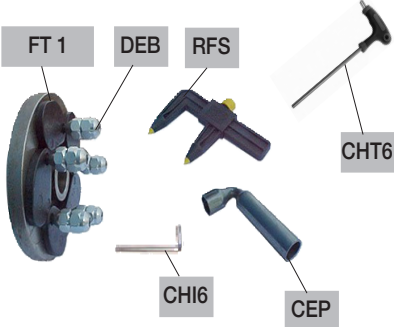
ACCESSORIES FOR TRUCK WHEEL BALANCERS

ACCESSORIES FOR TRUCK WHEEL BALANCERS				S 768 HS	S 768 MO	S 793	S 795 Touch
Image	Description	Code					
CENTERING AND CLAMPING							
	GGR40 Centering kit \varnothing 40 for central hole wheels 183,5÷223 mm - 17,5"-19.5" rims (IVECO-MAN- DAF)	8-21100261		O	O	O	O
 DX1 CF1 CF2	DX-CBF Centring accessory for vans and off-road wheels \varnothing 117÷173 mm	8-21100141		O	O	O	O
	ARU40 \varnothing 42÷156 mm (1.65"÷6,14") - recessed spring included	8-21900191		O	O	O	O
	CBG-2 Alloy wheel clamping cup (\varnothing 220 mm). Suits GTR40 EVO quick nut	8-21100284		O	O	O	O
	GTR40 EVO PRO Steel quick nut \varnothing 40x4 mm	8-21100275		-	O	O	O



ACCESSORIES FOR TRUCK WHEEL BALANCERS

Image	Description	Code		S 763 HS	S 763 MO	S 793	S 795 Touch
CENTERING AND CLAMPING							
	GTR40 EVO - Quick nut Ø 40x4 mm	8-21100276		-	O	O	O
	GTR40 EVO HS - Quick nut Ø 40x4 mm with turning handles	8-21100279		O	-	-	-
	GTV40 - Ring nut Ø 40x4 mm	8-21900194		-	O	O	O
	GTM40 - Ring nut Ø 40x4 mm	8-21100272		O	-	-	-






ACCESSORIES FOR TRUCK WHEEL BALANCERS

Image	Description	Code		S 783 HS	S 788 MO	S 793	S 795 Touch																																																
CENTERING AND CLAMPING																																																							
	<p>FRU-SA D.40 Universal self-centering flange for wheels with or without central hole hole Ø min.90 max 210</p> <table border="1"> <tr> <td>FT1</td> <td>Connecting rod with pin</td> <td>2401415</td> <td></td> <td></td> <td></td> <td></td> <td></td> </tr> <tr> <td>DEB</td> <td>Conical/spheric nut for wheel fixing</td> <td>321878</td> <td></td> <td></td> <td></td> <td></td> <td></td> </tr> <tr> <td>CHT6</td> <td>T Hexagonal key CH 6</td> <td>4-105877</td> <td></td> <td></td> <td></td> <td></td> <td></td> </tr> <tr> <td>RFS</td> <td>Caliper</td> <td>441286</td> <td></td> <td></td> <td></td> <td></td> <td></td> </tr> <tr> <td>CEP</td> <td>Hexagonal key CH 22</td> <td>426517</td> <td></td> <td></td> <td></td> <td></td> <td></td> </tr> <tr> <td>CHI 6</td> <td>Hexagonal key CH 6</td> <td>600906</td> <td></td> <td></td> <td></td> <td></td> <td></td> </tr> </table>	FT1	Connecting rod with pin	2401415						DEB	Conical/spheric nut for wheel fixing	321878						CHT6	T Hexagonal key CH 6	4-105877						RFS	Caliper	441286						CEP	Hexagonal key CH 22	426517						CHI 6	Hexagonal key CH 6	600906						8-21100091		O	O	O	O
FT1	Connecting rod with pin	2401415																																																					
DEB	Conical/spheric nut for wheel fixing	321878																																																					
CHT6	T Hexagonal key CH 6	4-105877																																																					
RFS	Caliper	441286																																																					
CEP	Hexagonal key CH 22	426517																																																					
CHI 6	Hexagonal key CH 6	600906																																																					






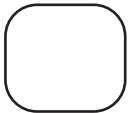
ACCESSORIES FOR TRUCK WHEEL BALANCERS

Image	Description	Code		S 783 HS	S 783 MO	S 793	S 795 Touch
CENTERING AND CLAMPING							
	TWS40 Truck wheel spacer Ø 40 (30mm - 1.19")	8-21100290		O	O	O	O
	MLF Handle for wheel spinning for FRU-SA	802244344		O	-	-	-





ACCESSORIES FOR TRUCK WHEEL BALANCERS

Image	Description	Code		S 783 HS	S 783 MO	S 793	S 795 Touch
CENTERING AND CLAMPING							
	ES-7 Wheel width measurement with sonar	8-21100293/90		-	-	O	O
	RRS-W Radial Runout Sonar Wheel for the measurement of the tire's radial eccentricity	8-21100300/90		-	-	-	O
	RRS-R Radial Runout Sonar Rim for measuring the wheel rim's radial eccentricity. Function available only when the RRS-W kit is present	8-21100301		-	-	-	O
	LRS-W Lateral Runout Sonar Wheel for measuring the lateral eccentricity of the tire sidewall. Function available only when the RRS-W kit is present	8-21100302		-	-	-	O
 LAN CONNECTION KIT	LAN CONNECTION KIT Interconnection kit of the wheel balancer to the company management system network; it allow to view, archive and print remotely the different measurement and diagnostic reports of the diagnostic wheel balancer.	8-21100255		-	-	-	O


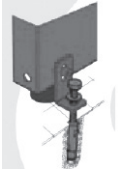

ACCESSORIES FOR TRUCK WHEEL BALANCERS

ACCESSORIES FOR TRUCK WHEEL BALANCERS				S 783 HS	S 783 MO	S 793	S 795 TOUCH
Image	Description	Code					
MISCELLANEOUS							
	RAC T Rim width measuring caliper for truck wheels.	9239556		●	●	●	●
	PB Pliers for weight fixing and removing.	802227308		●	●	●	●
	SPT Tape-a-weight removal tool.	4-112898		○	○	○	○
	P100 Self-calibration certified weight (100 gr).	430573		●	●	●	●
	CHE12 Hexagonal wrench 12 mm.	9601771		○	○	○	○
	AL12 12v power supply kit	8-21101000		○	-	-	-

ACCESSORIES FOR TRUCK WHEEL BALANCERS

Image	Description	Code		S 783 HS	S 783 MO	S 793	S 795 TOUCH
MISCELLANEOUS							
	LASER & LED KIT	8-21100238		O	O	-	-
	LASER BLADE KIT: New accessory available to integrate a laser blade in the SmartArm of the measuring detectors, which is useful for guiding the user in the precise choice of the rim's inner surfaces with utmost High Precision Collet (HPC) Dispenser Weight Kit visibility and without errors. Dedicated Plug&Play system .	8-21120022		O	O	●	●
	TRUCK TROLLEY KIT for an easier handling	8-21101400		O	O	-	-
	ROLL-BAR KIT - protezione laterale	8-21101401		O	O	-	-

ACCESSORIES FOR TRUCK WHEEL BALANCERS

Image	Description	Code		S 783 HS	S 783 MO	S 793	S 795 TOUCH
MISCELLANEOUS							
	ACCESSORY RACK	8-21101402		O	O	O	O
	KFTU Kit - anchoring kit to floor	8-21101010		O	O	-	-
	TWG Wheel guard kit with support.	8-21100298/90		-	O	-	-

