

# **EXPORT CATALOGUE**

## **EFFECTIVE FROM MARCH 2026**

# **FIT LINE**

## **AND ORIGINAL ACCESSORIES**



**SICE**  
AUTOMOTIVE EQUIPMENT

**REL. MARCH 2026**




NEXION SPA reserves the right to change the specifications of its products at any time without prior notice. The company declines all responsibility in the event of claims deriving from the use of non-original accessories or spare parts with consequent forfeiture of the EC declaration of conformity.

# SUMMARY

<b>LIGHT TYRE CHANGERS</b>	<b>4</b>
FIT LINE FL 44A	4
FIT LINE FL 44A LL	5
FIT LINE FL 41A	6
FIT LINE FL 41	7
FIT LINE FL 44	8
OPTIONAL ACCESSORIES FOR TYRE CHANGERS	9
<b>TRUCK TYRE CHANGER</b>	<b>14</b>
FIT LINE FL 53	14
FIT LINE FL 54	15
OPTIONAL ACCESSORIES FOR TRUCK TYRE CHANGERS	16
<b>CAR WHEEL BALANCERS</b>	<b>17</b>
FIT LINE FL 62	17
FIT LINE FL 64	18
OPTIONAL ACCESSORIES FOR CAR WHEEL BALANCERS	19
<b>TRUCK WHEEL BALANCERS</b>	<b>24</b>
FIT LINE TRUCK 700	24
COMPULSORY ACCESSORIES FOR FITLINE TRUCK 700	25
OPTIONAL ACCESSORIES FOR FITLINE TRUCK 700	25

## FIT LINE FL 44A

### STANDARD ACCESSORIES



\*HTB 21



\*HTB24 HELPER OPTIONAL  
code 8-11900260

Code	Electric Supply	Description
0-11901301/39	400V/3Ph/50Hz	<b>FitLine FL 44A</b>
0-11901312/39	200÷230V/1Ph/50Hz	<b>FitLine FL 44A</b>
0-11901322/39	200÷230V/1Ph/60Hz	<b>FitLine FL 44A</b>
0-11901311/39	400V/3Ph/50Hz	<b>FitLine FL 44A GP</b>
0-11901304/39	100÷115V/1Ph/60Hz	<b>FitLine FL 44A GP</b>
0-11901332/39	200÷230V/1Ph/50Hz	<b>FitLine FL 44A GP</b>
0-11901342/39	200÷230V/1Ph/60Hz	<b>FitLine FL 44A GP</b>
0-11901351/39	200÷230V/3Ph/60Hz	<b>FitLine FL 44A GP</b>
0-11901321/39	400V/3Ph/50Hz	<b>FitLine FL 44A 2V</b>
0-11901331/39	400V/3Ph/50Hz	<b>FitLine FL 44A 2V GP</b>
0-11901352/39	200÷240V/1Ph/50-60Hz	<b>FitLine FL 44A Vario Speed</b>
0-11901314/39	100÷130V/1Ph/50-60Hz	<b>FitLine FL 44A Vario Speed GP</b>
0-11901362/39	200÷240V/1Ph/50-60Hz	<b>FitLine FL 44A Vario Speed GP</b>
8-11400336		<b>Customization kit - FitLine FL 44A</b>

## FIT LINE FL 44A LL

### STANDARD ACCESSORIES



\*HTB 21


\*HTB24 HELPER OPTIONAL  
code 8-11900260



Code	Electric Supply	Description
0-11901701/39	400V/3Ph/50Hz	<b>FitLine FL 44A LL</b>
0-11901712/39	200÷230V/1Ph/50Hz	<b>FitLine FL 44A LL</b>
0-11901722/39	200÷230V/1Ph/60Hz	<b>FitLine FL 44A LL</b>
0-11901711/39	400V/3Ph/50Hz	<b>FitLine FL 44A LL GP</b>
0-11901704/39	100÷115V/1Ph/60Hz	<b>FitLine FL 44A LL GP</b>
0-11901732/39	200÷230V/1Ph/50Hz	<b>FitLine FL 44A LL GP</b>
0-11901742/39	200÷230V/1Ph/60Hz	<b>FitLine FL 44A LL GP</b>
0-11901751/39	200÷230V/3Ph/60Hz	<b>FitLine FL 44A LL GP</b>
0-11901721/39	400V/3Ph/50Hz	<b>FitLine FL 44A LL 2V</b>
0-11901731/39	400V/3Ph/50Hz	<b>FitLine FL 44A LL 2V GP</b>
0-11901752/39	200÷240V/1Ph/50-60Hz	<b>FitLine FL 44A LL Vario Speed</b>
0-11901714/39	100÷130V/1Ph/50-60Hz	<b>FitLine FL 44A LL Vario Speed GP</b>
0-11901762/39	200÷240V/1Ph/50-60Hz	<b>FitLine FL 44A LL Vario Speed GP</b>
8-11400342		<b>Customization kit - FitLine FL 44A LL</b>

## FIT LINE FL 41A

### STANDARD ACCESSORIES



\*HTB21 HELPER OPTIONAL  
code 8-119002611

Code	Electric Supply	Description
0-11901401/39	400V/3Ph/50Hz	<b>FitLine FL41A</b>
0-11901412/39	200÷230V/1Ph/50Hz	<b>FitLine FL41A</b>
0-11901422/39	200÷230V/1Ph/60Hz	<b>FitLine FL41A</b>
0-11901411/39	400V/3Ph/50Hz	<b>FitLine FL41A GP</b>
0-11901404/39	100÷115V/1Ph/60Hz	<b>FitLine FL41A GP</b>
0-11901432/39	200÷230V/1Ph/50Hz	<b>FitLine FL41A GP</b>
0-11901442/39	200÷230V/1Ph/60Hz	<b>FitLine FL41A GP</b>
0-11901441/39	200÷230V/3Ph/60Hz	<b>FitLine FL41A GP</b>
0-11901421/39	400V/3Ph/50Hz	<b>FitLine FL41A 2V</b>
0-11901431/39	400V/3Ph/50Hz	<b>FitLine FL41A 2V GP</b>
0-11901462/39	200÷240V/1Ph/50-60Hz	<b>FitLine FL41A Vario Speed</b>
0-11901472/39	200÷240V/1Ph/50-60Hz	<b>FitLine FL41A Vario Speed GP</b>
8-11400337		<b>Customization kit - FitLine FL41A</b>

## FIT LINE FL 41

### STANDARD ACCESSORIES



**\*HSA21 HELPER OPTIONAL**  
code 8-11900262

Code	Electric Supply	Description	
0-11901501/39	400V/3Ph/50Hz	<b>FitLine FL 41</b>	
0-11901512/39	200÷230V/1Ph/50Hz	<b>FitLine FL 41</b>	
0-11901511/39	200÷230V/3Ph/50Hz	<b>FitLine FL 41</b>	
0-11901522/39	200÷230V/1Ph/60Hz	<b>FitLine FL 41</b>	
0-11901521/39	200÷230V/3Ph/60Hz	<b>FitLine FL 41</b>	
0-11901506/39	12V	<b>FitLine FL 41</b>	
0-11901532/39	200÷240V/1Ph/50-60Hz	<b>FitLine FL 41 Vario Speed</b>	
8-11400338		<b>Customization kit - FitLine FL 41</b>	

## FIT LINE FL 44

### STANDARD ACCESSORIES





\*HSU24







\*HSU24 HELPER OPTIONAL  
code 8-11900263

Code	Electric Supply	Description
0-11901604/39	100÷115V/1Ph/60Hz	<b>FitLine FL 44 GP</b>
0-11901612/39	200÷230V/1Ph/50Hz	<b>FitLine FL 44 GP</b>
0-11901614/39	100÷130V/1Ph/50-60Hz	<b>FitLine FL 44 Vario Speed GP</b>
8-11400339		<b>Customization kit - FitLine FL 44</b>









## OPTIONAL ACCESSORIES FOR TYRE CHANGERS

Image	Description	Code		FitLine FL 44A	FitLine FL 44A LL	FitLine FL41A	FitLine FL41	FitLine FL44
	<p><i>Helper HTB24</i></p>	<p>8-11900260</p>		<p>O</p>	<p>O</p>	<p>-</p>	<p>-</p>	<p>-</p>
	<p><i>Helper HTB21</i></p>	<p>8-11900261</p>		<p>O</p>	<p>O</p>	<p>O</p>	<p>-</p>	<p>-</p>
















## OPTIONAL ACCESSORIES FOR TYRE CHANGERS

Image	Description	Code		FitLine FL 44A	FitLine FL 44A LL	FitLine FL41A	FitLine FL41	FitLine FL44
	<b>FWL 65 wheel lifter</b>	8-11120075		O	O	O	-	O
	<b>Helper HSA21</b>	8-11900262		-	-	-	O	-
	<b>Helper HSA24</b>	8-11900274		-	-	-	-	O
	<b>Helper HSU24</b>	8-11900263		-	-	-	-	O
	<b>WRSB</b> Wheel support rotation base	CT-S-0600000		O	O	O	O	O






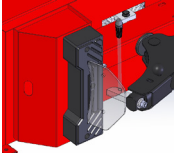
## OPTIONAL ACCESSORIES FOR TYRE CHANGERS

Image	Description	Code		FitLine FL 44A	FitLine FL 44A LL	FitLine FL41A	FitLine FL41	FitLine FL44
	<b>Demount head</b> quick change tool	CT-S-0110000		O	-	O	O	O
	Plastic <b>demount head assy</b>	CT-S-0120000		-	-	-	O	O
	Plastic <b>demount head assy</b>	CT-S-0310000		O	-	O	-	-
	Motorcycle <b>demount head</b>	C-21-8000100		O	-	O	O	O
	<b>Tyre press assist device</b> (for FitLine FL 41 and FitLine FL 44)	CT-S-0500000		-	-	-	O	O
	<b>Motorcycle adaptors kit</b> for inner adjustable jaws (11"-26") 4pcs	C-M-0200000		O	O	-	-	O
	<b>Motorcycle adaptors kit</b> for inner adjustable jaws 21" (8"-23") 4pcs	C-M-0200000A		-	-	O	O	-
	<b>4 Motorcycle adaptors</b> for high profile rim with spokes (for ex. BMW-Ducati) - (11"-26")	C-M-0300000		O	O	-	-	O
	<b>4 Motorcycle adaptors</b> for high profile rim with spokes (for ex. BMW-Ducati) - (8"-23")	C-M-0400000		-	-	O	O	-
	<b>Cover lever</b> (for FitLine FL 44A, FitLine FL 41A, Fitline FL 41, FitLine FL 44)	C-54-8000019		O	O	O	O	O

## OPTIONAL ACCESSORIES FOR TYRE CHANGERS

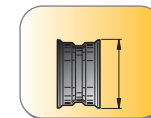
OPTIONAL ACCESSORIES FOR TYRE CHANGERS				FitLine FL 44A	FitLine FL 44A LL	FitLine FL41A	FitLine FL41	FitLine FL44
Image	Description	Code						
 x4	<b>JAW COVER</b> FOR ADJUSTABLE SYSTEM 24" YELLOW (N°4 PIECES)	8-11900265		○	○	-	-	○
x4 	<b>DEMOUNT HEAD PROTECTION</b> COVER YELLOW (N°4 PIECES)	8-11900266		○	-	○	○	○
x4 	<b>DEMOUNT TAIL PROTECTION</b> COVER YELLOW (N°4 PIECES)	8-11900267		○	-	○	○	○
 x4	<b>JAW COVER TB 21"</b> YELLOW (N°4 PIECES)	8-11900268		-	-	○	○	-
x5  x8  x8  x5  x2 	<b>Plastic protections kit</b> (including 8 protections for 21" versions and 8 protections for 24" versions)	8-11900270		○	-	○	○	○
x4  x2 	<b>Plastic protections kit</b> for cover and lever (for FitLine FL 44A, FitLine FL 41A, Fitline FL 41, FitLine FL 44)	8-11900271		○	○	○	○	○
	<b>Plastic protections kit</b> for motorcycle adapter, 4+4 pcs	8-11900272		○	○	○	○	○
x10  x5  x15 	<b>Protection kit</b> for LL tool head	8-11120081		-	○	-	-	-

## OPTIONAL ACCESSORIES FOR TYRE CHANGERS


Image	Description	Code		FitLine FL 44A	FitLine FL 44A LL	FitLine FL41A	FitLine FL41	FitLine FL44
	<b>Motorcycle small</b> demount head protector	C-21-8000001		O	O	O	O	O
	Plastic <b>bead pressing clamp</b> .	CT-S-0200000		O	O	O	O	O
	<b>C-mount Asturo pistol</b> (CE norms - C mount).	8-11100342		O	O	O	O	O
	<b>Inflating pistol bar/psi</b> (for Extra EC Countries only).	8-11100357		O	O	O	O	O
	<b>SVD</b> Valve core screw driver car/truck (1 piece).	2019932		O	O	O	O	O
	<b>VP</b> Valve inserting lever.	2019933		O	O	O	O	O
	<b>High thickness wheel support kit</b> H= 75mm/3"	8-11900277		O	O	O	O	O

**NEW!**

## FIT LINE FL 53

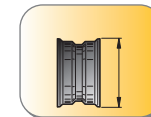


### STANDARD ACCESSORIES



Code	Electric Supply	Description	
0-12102101/39	380 V/3Ph/50-60Hz	<b>FitLine FL 53</b>	
0-12102102/39	230V/3Ph/60Hz	<b>FitLine FL 53</b>	
0-12102103/39	230V/1Ph/60Hz	<b>FitLine FL 53</b>	
0-12102104/39	230V/1Ph/50Hz	<b>FitLine FL 53</b>	
8-12120017		<b>Customization kit - FitLine 53</b>	

## FIT LINE FL 54







### STANDARD ACCESSORIES



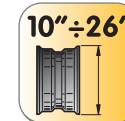
Code	Electric Supply	Description	
0-12104301/39	4380 V/3Ph/50-60Hz	<b>FitLine FL 54</b>	
0-12104302/39	230V/3Ph/60Hz	<b>FitLine FL 54</b>	
0-12104303/39	400 V/3Ph/60Hz	<b>FitLine FL 54</b>	
8-12120015		<b>Customization kit - FitLine 54</b>	

## OPTIONAL ACCESSORIES FOR TRUCK TYRE CHANGERS

Image	Description	Code		FITLINE 53	FITLINE 54
	<b>CGL56</b> Protection ALU rims - Alloy rim jaws kit	8-12120019		-	O
	<b>Inserts kit</b> for CGL56 alloy wheel protections	8-12100045		-	O
	<b>PL</b> Pliers for alloy rim.	801227195		O	O
	<b>Locking adapter</b> for alloy wheels Ø 161 mm.	8-12100007		O	O
	<b>Locking adapter</b> for alloy wheels Ø 164 mm.	8-12100005		O	O
	<b>Locking adapter</b> for alloy wheels Ø 176 mm.	8-12100006		O	O
	<b>Locking adapter</b> for alloy wheels Ø 202 mm.	8-12100008		O	O
	<b>Locking adapter</b> for alloy wheels Ø 220 mm.	8-12300001		O	O
	<b>Locking adapter</b> for alloy wheels Ø 221 mm.	8-12100009		O	O
	<b>Locking adapter</b> for alloy wheels Ø 281 mm.	8-12100010		O	O

## FIT LINE FL 62

### STANDARD ACCESSORIES

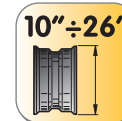


Code	Electric Supply	Description
0-21900036/39	200÷230V/1Ph/50-60Hz	<b>FITLINE FL 62 A</b> - Display wheel balancer with automatic data input (distance & diameter 26"), automatic balancing with brake at the end of the electronic cycle (wheel guard included, centering and locking kit included)
0-21900034/39	100÷115V/1Ph/50-60Hz	<b>FITLINE FL 62 A</b> - As above but with different power supply
0-21900044/39	200÷230V/1Ph/50-60Hz	<b>FITLINE FL 62 A NO WHEEL GUARD</b> - Display wheel balancer with automatic data input (distance & diameter 26"), automatic balancing with brake at the end of the electronic cycle (wheel guard NOT included, centering and locking kit included)
0-21900040/39	100÷115V/1Ph/50-60Hz	<b>FITLINE FL 62 A NO WHEEL GUARD</b> - As above but with different power supply
0-21900035/39	200÷230V/1Ph/50-60Hz	<b>FITLINE FL 62 M</b> - Display wheel balancer with manual data input, automatic balancing with brake at the end of the electronic cycle (wheel guard included, centering and locking kit included)
0-21900033/39	100÷115V/1Ph/50-60Hz	<b>FITLINE FL 62 M</b> - As above but with different power supply
0-21900039/39	100÷115V/1Ph/50-60Hz	<b>FITLINE FL 62 M NO WHEEL GUARD</b> - Display wheel balancer with manual data input, automatic balancing with brake at the end of the electronic cycle (wheel guard NOT included, centering and locking kit included)
8-21900202		<b>Customization kit</b> - Fitline 62 (compulsory)

Base Color grey RAL 7040 (/39) ■

## FIT LINE FL 64





### STANDARD ACCESSORIES








Code	Electric Supply	Description	
0-21900038/39	200÷230V/1Ph/50-60Hz	<b>FITLINE FL 64 A</b> - Monitor wheel balancer with automatic data input (distance & diameter 26"), automatic balancing with brake at the end of the electronic cycle (wheel guard included, centering and locking kit included, monitor NOT included)	
0-21900037/39	100÷115V/1Ph/50-60Hz	<b>FITLINE FL 64 A</b> - As above but with different power supply	
8-21900214		<b>Customization kit</b> - Fitline 64 (compulsory)	

Base Color grey RAL 7040 (/39)


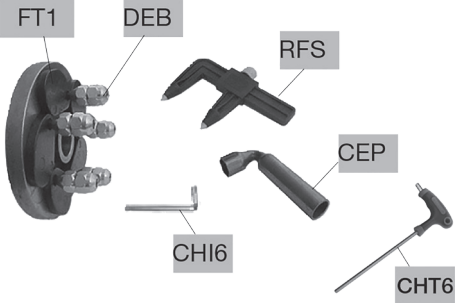


## OPTIONAL ACCESSORIES FOR CAR WHEEL BALANCERS

Image	Description	Code		FitLine 62 M	FitLine 62 A	FitLine 64
	<p><b>19"</b> wide-screen monitor.</p>	<p>8-21100235</p>		-	-	O
	<p><b>CCK</b> - Customization colour kit (metal panel).</p>	<p>8-21900206/XX</p>		O	O	O
	<p><b>PB</b> - Pedal brake.</p>	<p>8-21900207</p>		O	O	O
	<p><b>ES 6 D</b> Width wheel measurement kit (only for automatic data input versions)</p>	<p>8-21900209</p>		-	O	O





## OPTIONAL ACCESSORIES FOR CAR WHEEL BALANCERS

OPTIONAL ACCESSORIES FOR CAR WHEEL BALANCERS				FitLine 62 M	FitLine 62 A	FitLine 64
Image	Description	Code				
	<b>LAER &amp; LED kit</b> only for automatic data input versions	8-21100238		○	○	○
	<b>WG</b> - Wheel guard kit, only for FitLine 62 versions without wheel guard included	8-21900211		○	○	-
	<b>ARU40</b> Ø 42÷156 mm (1.65"÷6,14") - recessed spring included	8-21900191		●	●	●
 <b>DX1</b> <b>CF1</b> <b>CF2</b>	<b>DX-CBF</b> - Pair of centering cone for van wheels (117-173 mm) with aluminium spacer Ø 40 mm.	8-21100141		○	-	○
	DX1 Spacer	4-107426				
	CF1 Cone for vans ø 117÷147 mm	4-107423				
	CF2 Cone for van ø 143÷173 mm	4-107424				
 <b>B1 ø 56,6÷57,1 mm</b> <b>B2 ø 65÷67 mm</b> <b>B3 ø 73,2÷75,4 mm</b> <b>B4 ø 63,3÷64,2 mm</b> <b>B5 ø 58÷60,1 mm</b> <b>B7 ø 54÷56,1 mm</b>	<b>SBC</b> - Set of six centring bushes ø 40.	8-21100082				
	B1 Smart (Mercedes), SEAT, Chevrolet, Fiat (Grande Punto), Opel, Audi, Skoda, VW	4-105075				
	B2 Citroen, Fiat (Scudo), Ford (Transit), Opel, Peugeot, Saab, Volvo, VW, Nissan, Audi (A4), Mercedes, Hyundai, Kia, Mazda, Mitsubishi	4-105076				
	B3 Aston Martin, BMW (X5, X6), Suzuki (Carry), Jaguar	4-105077				
	B4 Ford, Jaguar, Mazda (121, Mazda 2), Volvo, Honda, Alfa Romeo	4-105078				
	B5 Alfa Romeo, Citroen, Fiat, Lancia, Peugeot, Lada, Nissan, Dacia, Renault, Subaru, Toyota	4-105079				
	B7 Citroen (C1), Daihatsu, Hyundai, Kia, Mazda, Opel (Agila), Peugeot (106, 107), Subaru, Suzuki, Toyota, Honda, Mini (BMW), Proton	4-105080		○	-	○



## OPTIONAL ACCESSORIES FOR CAR WHEEL BALANCERS

OPTIONAL ACCESSORIES FOR CAR WHEEL BALANCERS				FitLine 62 M	FitLine 62 A	FitLine 64
Image	Description	Code				
 <p>ARS      DARS</p>	<b>ARS</b> - "Racing" accessory for sports wheels, for use with Racing bush	8-21100089		O	-	O
	<b>DARS</b> Spacer 30 mm	4-105171				
 <p>FT1    DEB    RFS CEP CHI6    CHT6</p>	<b>FRU</b> - Universal self-centring flange for wheels with or without central hole, (hole ø min. 90 max. 210 mm).	8-21100091		O	-	O
	FRU SAConnecting rod with pin	2401415				
	DEB Conical/spheric nut for wheel fixing	321878				
	RFS Caliper	441286				
	CEP Hexagonal key (22 mm)	426517				
	CHT 6 T-Hexagonal key CH6	4-105877				
CHI 6 Hexagonal key CH6	600906					
 <p>BF1 BF2 BF3 BF4 BF5</p>	<b>BVFF</b> - Set of five bushings for precise centring on FRU flange.	8-21100092		O	-	O
	BF1 Bushing ø 55 Peugeot	4-105110				
	BF2 Bushing ø 58,1 Fiat Ritmo e Citroën CX/Evasion, Peugeot 806	4-105174				
	BF3 Bushing ø 60,1 Renault	4-105175				
	BF4 Bushing ø 65 Peugeot, Citroën	4-105176				
	BF5 Bushing ø 57 BMW,VW, AUDI, SEAT	4-106570				
	<b>PFC</b> - weight pliers.	802227308		O	-	O

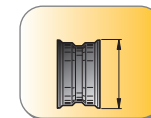
## OPTIONAL ACCESSORIES FOR CAR WHEEL BALANCERS

Image	Description	Code		FitLine 62 M	FitLine 62 A	FitLine 64
	<p><b>EL 80</b> Universal pneumatic lifter, max load 80 kg</p>	8-21100161/90		○	○	○
	<p><b>BUK BASIC</b> Basic bike universal kit to balance motorcycle and scooter wheels; complete with SK14 code 8-21900228 (also suitable for Fitline 60B) *Motorcycle extension gauge not included</p>	8-21900210		○	○	○
	<p><b>PRA5</b> Motorcycle extension gauge</p>	8-21900225		○	○	○
	<p><b>SK10</b> Shaft kit ø 10mm complete with clamping cones ø11-20 mm - ø11-20 mm, bushing and spacer L=150 mm</p>	8-21900226		○	○	○
	<p><b>SK12</b> Shaft kit ø 12mm complete with clamping cones ø13-24 mm , bushing and spacer L=250 mm</p>	8-21900227		○	○	○
	<p><b>SK14</b> Shaft kit ø 14mm complete with clamping cones ø15-25 mm - ø20-35 mm, bushing and spacer L=250 mm (supplied alsowith BUK BASIC code 8-21900210)</p>	8-21900228		○	○	○

## OPTIONAL ACCESSORIES FOR CAR WHEEL BALANCERS

<i>Image</i>	<i>Description</i>	<i>Code</i>		FitLine 62 M	FitLine 62 A	FitLine 64
	<p><b>SK19</b> Shaft kit ø 19mm complete with clamping cones Ø21-51 mm, bushing and spacer L=300 mm</p>	8-21900229		O	O	O
	<p><b>PRA6</b> Motorcycle extension gauge (for Fitline 60B)</p>	8-21900224		-	-	-

## FIT LINE TRUCK 700



### STANDARD ACCESSORIES













Code	Electric Supply	Description	
0-21900026/39	200÷230V/1Ph/50-60Hz	<b>FITLINE TRUCK 700</b> - LCD Display electronic wheel balancer with automatic data input and automatic brake at the end of the spin; ITS Inverter Technology System; wheel guard and wheel lifter included	
0-21900025/39	100÷115V/1Ph/50-60Hz	<b>FITLINE TRUCK 700</b> - As above but with different power supply	







## COMPULSORY ACCESSORIES FOR FITLINE TRUCK 700

Image	Description	Code
	<b>Customization kit</b> - FitLine TRUCK 700	8-21900183



## OPTIONAL ACCESSORIES FOR FITLINE TRUCK 700

Image	Description	Code
	<p><b>CCKT</b> – Colored front panel</p> <p>The CCKT Kit can be purchased in the following colors:</p> <ul style="list-style-type: none"> <li>RAL 3002 Red /16 </li> <li>RAL 5002 Blue /20 </li> <li>RAL 5015 Blue Sky /25 </li> <li>RAL 7016 Gray /34 </li> <li>RAL 1007 Yellow /40 </li> <li>RAL 9005 Black /90 </li> </ul>	8-21900187/39
	<b>L&amp;L KIT</b> - LASER & LED KIT	8-21900188
	<p><b>ART40</b> - Trucks flanges centering kit</p> <p>PCD 5 x 225, 285,75, 335 mm</p> <p>PCD 4 x 275, 285 mm</p>	8-21900220
	<p><b>KCT40</b></p> <p>Range 1: 211÷218 mm</p> <p>Range 2: 217÷224 mm</p> <p>Range 3: 277÷285 mm</p>	8-21900193

## OPTIONAL ACCESSORIES FOR FITLINE TRUCK 700

Image	Description	Code	
	<p><b>GGR40</b> Centering kit diam 40 for central hole wheels 183,5÷223 mm - 17,5"-19.5"rims (IVECO-MAN- DAF)</p>	8-21100261	
	<p><b>ARFT40</b> Range 1: 95÷175 mm Range 2: 120÷133 mm Range 3: 144÷166 mm</p>	8-21900189	
	<p><b>ARU40</b> Ø 42÷156 mm (1.65"÷6,14") - recessed spring included</p>	8-21900191	
	<p><b>GTV40</b> - standard ring nut</p>	8-21900194	
	<p><b>GTR40 EVO PRO</b> - Steel quick nut Ø 40x4 mm</p>	8-21100275	
	<p><b>GTR40 EVO</b> - Quick nut Ø 40x4 mm</p>	8-21100276	

## OPTIONAL ACCESSORIES FOR FITLINE TRUCK 700

Image	Description	Code	
	<p><b>TWS40</b> Truck wheel spacer Ø 40 (30mm - 1.19")</p>	8-21100290	
	<p><b>ACCESSORY RACK</b></p>	8-21101402	

